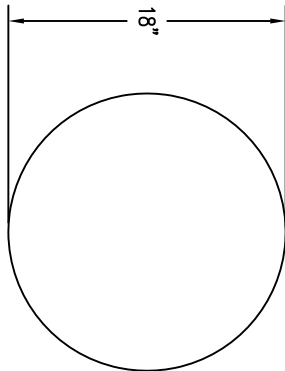


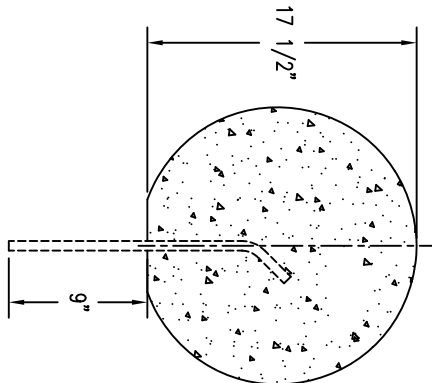
REVISIONS

1	NAME	DATE	NOTES
2			
3			
4			
5			
6			
7			
8			

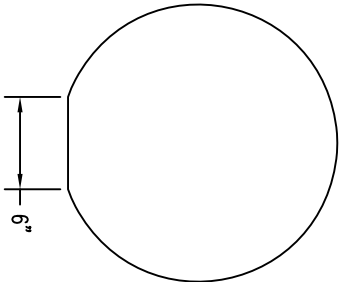
THESE DRAWING SPECIFICATIONS AND OTHER INFORMATION ARE THE PROPERTY OF WALSOU TILE, INC. THE DRAWINGS HEREON SHALL BELONG TO THE OWNER AND SHALL REMAIN THE PROPERTY OF WALSOU TILE, INC. WITHOUT ANY ADDITIONAL USE SHALL REQUIRE THE PRIOR WRITTEN APPROVAL OF WALSOU TILE, INC. THE PROPRIETARY INFORMATION CONTAINED HEREIN IS THE BUSINESS AND THE SOLE PROPERTY OF WALSOU TILE, INC.



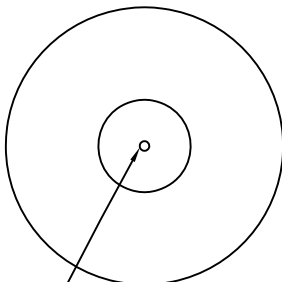
1 TOP VIEW



4 SECTION VIEW



2 ELEVATION VIEW



3 BOTTOM VIEW

5/8" SCH 40 RE-BAR
 CAST INTO BOLLARD

JOB NAME

ADDRESS
 CITY, STATE ZIP

UNLESS OTHERWISE SPECIFIED
 DIMENSIONS ARE IN INCHES
 FINISHES 4/16"

DRAWN BY: SK
 DATE: 6/9/15
 CD NUMBER: ?
 WEIGHT: 705 LBS

PRODUCT NO.

TF 6098